






### Dunlop BTL Ltd - Ashford European Distribution Centre

MPT House, Brunswick Road  
Cobbs Wood Industrial Estate  
Ashford, Kent  
TN23 1EL , United Kingdom




### Contact us

- +44 (0)1233 663340
- +44 (0)1233 664440
- sales@dunlopctl.com
- www.dunlopctl.com



### Manufacturing Facilities

- UNITED KINGDOM
- FRANCE
- GERMANY
- ITALY
- SPAIN
- POLAND
- CZECH REPUBLIC
- SLOVAKIA
- SERBIA
- CHINA
- USA



### Dunlop BTL Ltd - Consett UK Manufacturing Centre

Unit 46, Werdolh Way,  
No 1 Industrial Estate,  
Consett, County Durham  
DH8 6SZ , United Kingdom





### **Manufacturing Facilities, Consett, Co. Durham UK**

Unit 46, Werdolh Way,  
No 1 Industrial Estate,  
Consett, County Durham  
DH8 6SZ , United Kingdom

### **European Distribution Centre, Ashford, Kent UK**

MPT House, Brunswick Road  
Cobbs Wood Industrial Estate  
Ashford, Kent  
TN23 1EL , United Kingdom

“We are proud to be a European manufacturer; it is a privilege to supply our products to some of the world’s most prestigious original equipment manufacturers in the Agricultural, Automotive, Construction, Industrial and Motor Sport sectors”.

“Our distributor network is vital to the continued global growth of the DUNLOP brand and our valued distributor partners form the perfect link between manufacturer and end user”.

“Our commitment to our staff, our customers and the environment is of paramount importance to our company, we will continue to develop our organisational skills to further enhance our company’s potential, to engage in sustainable practices and anticipate the needs and expectations of our customers”.

**“At Dunlop BTL we love our products”.**

**Ray Mifsud, *Managing Director.***

**English****Español****Italiano****Deutsch****Français****Nederlands****Polskie****Application**

Aplicación • Applicazione • Anwendung

Application • Toepassing • Podanie

**8****Materials**

Materiales • Materiali • Materialien

Matériaux • Materialen • Materiały

**9****Load Capacity**

Capacidad de carga • Capacità di carico • Tragfähigkeit

Capacité de charge • Laadvermogen • Ładowność

**10****Temperature**

Temperatura • Temperatura • Temperatur

Température • Temperatuur • Temperatura

**12****Specification**

Especificación • Specifica: • Spezifikation

Spécification du • Specificatie • Specyfikacja

**12****Plating Options**

Opciones de la galvanoplastia • Opzioni di placcatura • Beschichtung-Optionen

Options de placage • Beplating opties • opcje poszycia

**14**

## Application

There are several factors that need to be addressed to ensure the maximum performance and safe working of all **DUNLOP** rod ends, spherical bearings, ball joints and clevises.

- Rod ends and ball joints should where possible be mounted vertically, i.e. the housing member to the top, this will give maximum efficiency and life of the product.
- Cyclic motion in contaminated conditions can lead to premature failure, every effort should be taken to keep the unit clean, nylon and PTFE raced products have self-cleaning tendencies which can prove beneficial in contaminated environments.
- When mounting ball studs the hex should be properly tightened and flush to its mating surface. Adequate countersinks, counter bores or washers may be necessary to achieve acceptable assembly.
- Self-locking nuts or washers should be used in applications involving vibration and shock loads.
- It is recommended that separate stops should be mounted into the assembly to eliminate the possibility of over articulation of the rod end or ball joint over a maximum cone angle of 55°.
- Clamping forces can cause distortion of the ball and lead to a loss in internal tolerance, maximum torque values are shown below.
- All applications vary and so will product life, samples can be supplied for testing to help determine the suitability in actual operating conditions.
- Products listed in this catalogue are made to commercial standards, if you have any questions concerning a particular product or application please consult with our sales and engineering staff.

Bore Size Metric (mm)	Bore Size Imperial (inches)	Clamping Torque (Newton Metres) Bronze	Clamping Torque (Newton Metres) Steel
3		N/A	1.5
	0.1250	N/A	1.5
	0.1900	1.6	5.6
5		1.6	5.6
6		2.2	19.6
	0.2500	2.5	22.5
	0.3125	6.8	28.0
8		6.8	28.0
	0.3750	9.5	56.4
10		10.6	65.0
	0.4375	13.5	79.0
12		14.0	93.0
	0.5000	14.7	104.0
14		15.8	167.0
	0.6250	18.0	203.0
16		18.0	203.0
18		19.0	234.0
	0.7500	20.3	259.0
20		21.0	272.0

## Materials

**DUNLOP** rod ends, spherical bearings, ball joints and clevises are available in a wide range of materials, steel, stainless steel and aluminium housings, nylon, PTFE and bronze races and steel, stainless steel and Bronze balls. Please refer to table below.

### Housings

- Steel 230M07PB is used for all general purpose applications and are zinc plated and white-blue passivate (silver/clear finish) that conforms with RoHS directives on banned substances and ELV 2000/53/EC and are trivalent. Other plating colours and options are available, please refer to our 'Plating options section on page 14.
- Alloy steel, gives extreme load carrying capacity, extended wear life and high shock load resistance.
- Stainless steel 303L offers excellent corrosion resistance, other stainless steel materials such as 304 and 316 are available to order, please discuss with our sales or engineering departments.
- Aluminium A6026 also has corrosion resistance and weight reduction for lighter applications.

### Races

- Nylon races are glass fibre reinforced and are suitable for extended high cycling use in heavy applications, also excellent in damp or wet environments.
- PTFE races provide zero backlash, smooth movement and can withstand extreme temperature conditions -200°C to + 260°C, and are suitable for use in high cycling use in heavy applications.
- Bronze design races SAE660 are suitable for low speed high duty loading, general purpose applications.

### Spherical balls

- Steel 100Cr6 spherical balls are produced from high quality bearing steel and are heat treated and hardened to HRC 58-62 and electroless nickel plated.
- Stainless steel 440C spherical balls offer excellent corrosion resistance.
- Alloy steel, gives extreme load carrying capacity, extended wear life and high shock load resistance.
- Bronze SAE660 spherical balls are suitable for applications that require the pin or shaft fitted through the bore to rotate.

We reserve the right to vary the materials shown in the interest of product replacement or improvement.

Product Series	Housing Material	Housing Plating	Race Material	Ball/Ball Stud material	Ball Plating
MP / FP	230M07PB	ZINC WHITE/BLUE PASSIVATE	GR-NYLON	100CR6	ELECTROLESS NICKEL
MP-SS / FP-SS	303L	NOT PLATED	GR-NYLON	440C	NOT PLATED
MB / FB	230M07PB	ZINC WHITE/BLUE PASSIVATE	SAE660	100CR6	ELECTROLESS NICKEL
MB-SS / FB-SS	303L	NOT PLATED	SAE660	440C	NOT PLATED
MH / FH	230M07PB	ZINC WHITE/BLUE PASSIVATE	POLYURETHANE	230M07PB	NITROTEC
MH-SS / FH-SS	303L	NOT PLATED	POLYURETHANE	440C	NOT PLATED
MS / FS	230M07PB	ZINC WHITE/BLUE PASSIVATE	230M07PB / PTFE FABRIC	100CR6	ELECTROLESS NICKEL
MS-SS / FS-SS	303L	NOT PLATED	304L / PTFE FABRIC	440C	NOT PLATED
MSX / FSX	708M40	ZINC WHITE/BLUE PASSIVATE	230M07PB / PTFE MESH	100Cr6	ELECTROLESS NICKEL
MSX-MS / FSX-MS	17-4PH	N/A	17-4PH	440C	N/A
MX / FX	817M40	PHOSPHATED	N/A	100Cr6	PHOSPHATED

Product Series	Housing Material	Housing Plating	Race Material	Ball/Ball Stud material	Ball Plating
RM	230M07PB	ZINC WHITE/BLUE PASSIVATE	NYLON 66	100CR6	ELECTROLESS NICKEL
RM-SS	303L	NOT PLATED	NYLON 66	440C	NOT PLATED
GAR / GIR	080M46	ZINC WHITE/BLUE PASSIVATE	080M46 / PTFE FABRIC	100CR6	ELECTROLESS NICKEL
DB	230M07PB	ZINC WHITE/BLUE PASSIVATE	GR-NYLON	100CR6	ELECTROLESS NICKEL
AL	A6026	BLACK ANODISED	GR-NYLON	100CR6	ELECTROLESS NICKEL
SP	230M07PB	CHEMI-BLACKED	GR-NYLON	100CR6	ELECTROLESS NICKEL
SPH	230M07PB	ZINC WHITE/BLUE PASSIVATE	GRILAMID	230M07PB	NITROTEC
GE-ES	100CR6	MANGANESE PHOSPHATED	N/A	100CR6	MANGANESE PHOSPHATED
GEZ-ES	100CR6	MANGANESE PHOSPHATED	N/A	100CR6	MANGANESE PHOSPHATED
GE-UK	100CR6	NOT PLATED	PTFE FABRIC	100CR6	ELECTROLESS NICKEL
GE-FW	100CR6	NOT PLATED	PTFE FABRIC	100CR6	ELECTROLESS NICKEL
COM	100CR6	NOT PLATED	PTFE FABRIC	100CR6	ELECTROLESS NICKEL
SX	100CR6	PHOSPHATED	N/A	100CR6	PHOSPHATED
A	230M07PB	ZINC WHITE/BLUE PASSIVATE	NYLON 6	230M07PB	ZINC WHITE/BLUE PASSIVATE
BL	DIE CAST ZINC ALLOY	NOT PLATED	N/A	100CR6 / 535C	ZINC WHITE/BLUE PASSIVATE
BM	NYLON 12	NOT PLATED	N/A	230M07PB	ZINC WHITE/BLUE PASSIVATE
C	230M07PB	ZINC WHITE/BLUE PASSIVATE	N/A	212A42	ZINC WHITE/BLUE PASSIVATE
D	230M07PB	ZINC WHITE/BLUE PASSIVATE	N/A	230M07PB	ZINC WHITE/BLUE PASSIVATE
F	230M07PB	ZINC WHITE/BLUE PASSIVATE	N/A	230M07PB	ZINC WHITE/BLUE PASSIVATE
I	230M07PB	ZINC WHITE/BLUE PASSIVATE	NYLON 6	230M07PB	ZINC WHITE/BLUE PASSIVATE
P	230M07PB	ZINC WHITE/BLUE PASSIVATE	N/A	230M07PB	ZINC WHITE/BLUE PASSIVATE
Q	230M07PB	ZINC WHITE/BLUE PASSIVATE	N/A	230M07PB	ZINC WHITE/BLUE PASSIVATE
M	NYLON PA6.6	NOT PLATED	N/A	230M07PB	ZINC WHITE/BLUE PASSIVATE
G	080M46	ZINC WHITE/BLUE PASSIVATE	N/A	N/A	N/A

## Load Capacity

### Rod ends and spherical bearings

- The static load ratings listed are based on the yield strength of the race material and define the maximum gradually applied load.
- Radial load which the rod end or spherical bearing assembly can withstand, without significant permanent deformation.

- The steel housing provides a backup so that the product can sustain loading in excess of the listed values without collapsing.
- For highly stressed cyclic applications or those involving impact loads a safety factor of two or three should be applied to arrive at a safe working load.
- Although rod ends and spherical bearings are not recommended for use in applications involving axial loads, the construction is such that they can sustain axial loads up to 15% of the actual applied radial static load ratings without distress, but should not exceed 25% of the listed values.
- For extended life the recommended normally applied loads should be 25% - 50% of the static load ratings.
- All load ratings listed are presented for design guidance only and do not imply or constitute a warranty claim of any type.
- All applications vary and so will product life, samples can be supplied for testing to help determine the suitability in actual operating conditions.

### Studs

- In applications using studded rod ends or spherical bearings the capacity of the product is limited by that of the stud to withstand sheer loading.
- Table below lists the expected minimum load capacities based on the use of studs made from carbon steel, please consult our sales and engineering departments where the applied loads exceed 50% of the listed values.

### Ball joints

- The capacities listed are based on either the maximum tensile strength of the female body or the maximum shear strength of the ball stud, whichever is the lower. Suitable safety factors should be applied depending on the nature of the loading. Pull out force is the minimum required, when applied axially along the stud to cause complete disengagement of the stud from the housing.

Bore Size Metric (mm)	Bore Size Imperial (inches)	Ultimate Radial Loads (Newton)
	0.1900	1,200
5		1,200
6		1,930
	0.2500	1,930
	0.3125	3,190
8		3,190
	0.3750	4,240
10		4,240
	0.4375	5,720
12		5,720
	0.5000	7,200
14		7,200
	0.6250	9,000
16		9,000



## Temperature ranges

- The operating temperature range of rod ends and spherical bearings with a GR-nylon or nylon 66 race is limited by the thermal characteristics of the race material, this is -35°C to +170°C and -30°C to +120°C respectively. However in temperatures in excess of 80°C there may be a loss of load carrying capacity, e.g at 170°C an applied load equal to 20% of the static load rating can result in a compression set of .025mm.
- For application requiring extreme temperature ranges we recommend our liner, rod ends and spherical bearings can safely operate within a temperature range of -200°C to +260°C.
- Ball joints are generally temperature limited by the type of lubricant employed.

## Specification

- Metric rod ends and spherical bearings are based on DIN 648.
- Imperial rod ends and spherical bearings are based on SAEJ1120.
- Metric ball joints are based on DIN71802 and DIN 71803.
- Imperial ball joints are based on SAEJ490.
- Metric clevises are based on DIN71752
- Imperial clevises are based on DIN71802
- All items are manufactured to commercial standards and tolerances, these tolerances are shown below.

Dimension	Metric (mm)	Imperial (inches)
<b>Rod end bearings:</b>		
Bore (Steel)	+0.064 - 0.013	+0.0025 - 0.0005
Bore (Bronze)	+0.038 - 0.013	+0.0015 - 0.0005
W	+0.000 - 0.0150	+0.000 - 0.0050
H	+0.050 - 0.050	+0.0030 - 0.0030
D	+0.130 - 0.130	+0.0050 - 0.0050
L1	+0.000 - 1.000	+0.0000 - 0.0620
L2	+0.250 - 0.250	+0.0320 - 0.0320
O	+0.050 - 0.050	+0.0030 - 0.0030
A	+0.130 - 0.130	+0.0050 - 0.0050
B	+0.250 - 0.250	+0.0320 - 0.0320
C	+0.050 - 0.050	+0.0030 - 0.0030
K	+0.130 - 0.130	+0.0050 - 0.0050
<b>Spherical bearings:</b>		
Bore (Steel)	+0.064 - 0.013	+0.0025 - 0.0005
Bore (Bronze)	+0.038 - 0.013	+0.0015 - 0.0005
D	+0.000 - 0.130	+0.0000 - 0.0050
H	+0.000 - 0.100	+0.0050 - 0.0050
W	+0.000 - 0.150	+0.0050 - 0.0050
<b>Ball joints:</b>		
Ball Ø	+0.064 - 0.013	+0.0025 - 0.0005

Table continued from over page:

Dimension	Metric (mm)	Imperial (inches)
L1	+0.000 - 1.000	+0.0000 - 0.0620
L2	+0.250 - 0.250	+0.0320 - 0.0320
STUD A/F	+0.130 - 0.130	+0.0050 - 0.0050
A	+0.130 - 0.130	+0.0050 - 0.0050
B	+0.250 - 0.250	+0.0320 - 0.0320
C	+0.050 - 0.050	+0.0030 - 0.0030
D1	+0.050 - 0.050	+0.0030 - 0.0030
D2	+0.050 - 0.050	+0.0030 - 0.0030
bore	+0.060 - 0.000	+0.0020 - 0.0000
G	+0.300 - 0.300	+0.0118 - 0.0118
A1	+0.300 - 0.160	+0.0118 - 0.0062
A2	+0.300 - 0.160	+0.0118 - 0.0062
B1	+0.150 - 0.000	+0.0060 - 0.0000
D3	+0.130 - 0.130	+0.0050 - 0.0050
L1	+0.500 - 0.500	+0.0196 - 0.0196
L2	+0.300 - 0.300	+0.0118 - 0.0118
L3	+0.300 - 0.300	+0.0118 - 0.0118
<b>Ball studs:</b>		
BALL Ø	+0.064 - 0.013	+0.0025 - 0.0005
A	+0.130 - 0.130	+0.0050 - 0.0050
B	+0.250 - 0.250	+0.0320 - 0.0320
C	+0.050 - 0.050	+0.0030 - 0.0030
K	+0.130 - 0.130	+0.0050 - 0.0050
<b>Threads:</b>		
Male	ISO 6G	Class 2A
Female	ISO 6H	Class 2B



**ISO 9001:2008**

Our commitment is to quality, to continuously improve in every aspect of the companies activities. In 2006, we successfully passed UKAS quality assurance inspection to ISO 9001:2008 for the manufacture and distribution of bearings, power transmission and motion transfer linkages.

**ISO 14001:2004**

As a responsible European manufacturer, we take our environmental responsibility extremely seriously. In 2012, we successfully passed UKAS quality assurance inspection to ISO14001:2004 for the manufacture and distribution of bearings, power transmission and motion transfer linkages.

## Plating Options

**DUNLOP** rod ends, spherical bearings, ball joints and clevises are available in a wide range of plating options. Our standard catalogue and stock specification is trivalent F39, zinc and white/blue passivate, (zinc and clear), that conforms with RoHS directives on banned substances and is ELV 2000/S3/EC compliant.

Table below shows our suffix designations, other available plating options may not be RoHS and ELV compliant, please enquire for availability. For a full list of options, please refer to table below.

### BRITISH PLATING STANDARDS

BS3382 – Zinc plating of all steel parts with external threads

Basic major diameter of thread  
 0.127"-0.250" (3-6mm)  
 0.251"-0.500" (6-12mm)  
 0.501"-0.750" (12-19mm)  
 0.751" and over (19mm)

Average plating thickness  
 5.0 to 6.4 µm  
 6.4 to 7.6 µm  
 7.6 to 8.9 µm  
 8.9 to 12.7 µm

Finish Code	Finish Description
F0	SELF COLOUR
F1	ZINC PLATE & YELLOW PASSIVATE (CONTAINS HEXAVALENT CHROMIUM)
F2	ZINC PLATE & CLEAR PASSIVATE (CONTAINS HEXAVALENT CHROMIUM)
F3	PHOSPHATE, DE-EMBRITTLE & OIL
F4	ZINC NICKEL ALLOY & BLACK PASSIVATE 8 microns (2000 hours salt spray resistance)
F5	CHEMI-BLACK
F6	AS SPECIFIED ON CUSTOMERS DRAWING
F7	ZINC PLATE & BLUE PASSIVATE
F8	ZINC PLATE & OLIVE DRAB PASSIVATE TO ACCO CABLES (TRIDENT) SPEC. FS.25
F9	COPPER PLATE 0.0127/0.0203mm THICK
F10	DACROMET (REPLACED BY GEOMET F54)
F11	ZINC PLATE, DE-EMBRITTLE & YELLOW PASSIVATE (CONTAINS HEXAVALENT CHROMIUM)
F12	ZINC PLATE, DE-EMBRITTLE & CLEAR PASSIVATE
F13	ZINC PLATE, DE-EMBRITTLE & BLUE PASSIVATE
F14	ZINC PLATE, DE-EMBRITTLE & OLIVE DRAB PASSIVATE
F15	PHOSPHATE & OIL
F16	MECHANICAL ZINC PLATE & YELLOW PASSIVATE
F17	CATHODIC BLACK
F18	XYLON XL BLACK
F19	PHOSPHATE, DE-EMBRITTLE & OIL DRY TO TOUCH
F20	PARKERISE
F21	ZINC PLATE & BLACK PASSIVATE (CONTAINS HEXAVALENT CHROMIUM)
F22	PAINT TO IRR NATO GREEN – DEF STD 80-41
F23	ZINC PLATE & BRONZE PASSIVATE FORD WSD-M1P85-A2+WSB-M10P10-A4

Table continued from over page:

Finish Code	Finish Description
F24	RED OXIDE PAINT AND SPRAY BLACK GLOSS TO S/A SPEC 1000-SEDDON
F25	BLACK FURALON B5514 FORD SPEC WSK-M2P153-A3
F26	BRIGHT NICKEL FLASH (PLATING DEPOSIT 0.0025/0.0051mm)
F27	POWDER COAT PAINT
F28	OIL
F29	ZINC PLATE, DE-EMBRITTLE & BLACK PASSIVATE (CONTAINS HEXAVALENT CHROMIUM)
F30	BLACKODIZE
F31	BLACK PAINT TO AULTRAFast SPEC AF1
F32	NITROTEC TO SPECIFICATION NQ40
F33	NITROTEC TO SPECIFICATION NQ3
F34	ZINC PLATE TO JS 500 (NO COLOUR)
F35	FERRITIC NITROCARBURISE
F36	ZINC NICKEL ALLOY & CLEAR PASSIVATE
F37	ZINC NICKEL ALLOY & YELLOW PASSIVATE
F38	ZINC PLATE & YELLOW TRIVALENT PASSIVATE (COLOUR DIE)
F39	ZINC PLATE & CLEAR TRIVALENT PASSIVATE
F40	DELTATONE & DELTASEAL BLACK (FREE FROM HEXAVALENT CHROMIUM)
F41	ZINC NICKEL PLATE, DE-EMBRITTLE & BLACK TRIVALENT PASSIVATE
F42	ZINC NICKEL PLATE & BLACK TRIVALENT PASSIVATE
F43	ZINC IRON PLATE & BLACK TRIVALENT PASSIVATE
F44	ZINC PLATE & BLACK TRIVALENT PASSIVATE
F45	ZINC NICKEL PLATE & CLEAR TRIVALENT PASSIVATE (BRIGHT FINISH)
F46	ZINC NICKEL PLATE, DE-EMBRITTLE & CLEAR TRIVALENT PASSIVATE
F47	ZINC PLATE, DE-EMBRITTLE & CLEAR TRIVALENT PASSIVATE WITHOUT SEALER
F48	ZINC PLATE, CLEAR TRIVALENT PASSIVATE AND SEAL (ZINKLAD 250)
F49	ZINC PLATE, DE-EMBRITTLE, CLEAR TRIVALENT PASSIVATE & SEAL (ZINKLAD 250)
F50	ZINC PLATE, THICK FILM PASSIVATE AND ADDITIONALLY SEAL / SST
F51	ZINC PLATE, DE-EMBRITTLE & YELLOW TRIVALENT PASSIVATE
F52	ZINC PLATE & TRIPASS CORROBLUE ELV
F53	ZINC PLATE, DE-EMBRITTLE & TRIPASS CORROBLUE ELV
F54	GEOMET 500 (REPLACES DACROMET A) F10
F55	SALT BATH NITRIDE TO AMS 2753B COMPOUND DEPTH .0003/.0010" SURFACE FILE HARD TO RC58.
F56	ZINC IRON PLATE, DE-EMBRITTLE & BLACK TRIVALENT PASSIVATE
F57	GEOMET 321 PLUS 10 VW 137 50, T602
F58	ELECTROLESS NICKEL PLATE
F59	CADMIUM PLATE TO DEF 03-19 AND CHROMATE PASSIVATE TO DEF 130
F60	BLACK PHOSPHATE DEF STAN 3-11 ROHS AND ELV COMPLIANT
F61	BLACK ANODISE ROHS & ELV COMPLIANT
F62	ZINC FLAKE COATING TO VW SPEC T630 TL233 SILVER
F63	BRIGHT NICKEL PLATE
F64	MANGANESE PHOSPHATE AND OIL
F65	ZINC NICKEL PLATE, DE-EMBRITTLE & Cr3 PASSIVATE TO KA SPEC PS224500
F66	ZINC NICKEL PLATE AND Cr3 PASSIVATE.
F67	ZINC PLATE, DE-EMBRITTLE & THICK FILM PASSIVATE AND ADDITIONALLY SEAL
F68	BLACK ON STAINLESS STEEL, STAY BLACK.



English



Español



Italiano



Deutsch



Français



Nederlands



Polskie

### Linkages

Vínculos entre • Collegamenti • Gestänge

Liens • Verbanden • powiązania

118



LINKAGES



## LINKAGES

### Description:

We specialise in the supply of custom rod-based linkages, ready to fit and quality guaranteed, from end-to-end. Major manufacturers of construction, navigation and hospital equipment, through to farm tractors, food processing machinery and beer pumps depend on Dunlop resources for complete linkages, cost reductions and improved efficiency.

### Rod Based Linkages:

Aluminium 6082 T 6. Brass CW 609 N (CZ 121). Carbon steel strip CS 70. Plastics Nylon 6, nylon 66 with molybdenum disulphide and nylon 66 30% glass-filled polyurethane. Steel: Rods 040 A 10 and 080 A 42, turned parts 230 M 07 pb, stainless 303 S 31.

### Features

Reduced part numbers  
Reduced suppliers  
Eliminates stock imbalance  
Cost savings  
Bespoke designs available

### Possible Applications

Light to heavy industrial/mechanical applications  
Construction equipment  
Agricultural equipment  
Industrial equipment

### Temperature Range

-200°C to +260°C

### Specification

ELV & RoHS compliant



## Custom rod-based linkages

In addition to our standard range of ball joints, rod ends, clevises and spring pins, we specialise in the supply of custom rod-based linkages, ready to fit and quality guaranteed, from end-to-end.

Besides the savings on your own in-house costs, there are invisible savings to be made from reduction in part numbers, suppliers and inventory variety, as well as stock imbalance elimination.

## Cost reductions & improved efficiency

Major manufacturers of construction, navigation and hospital equipment, through to farm tractors, food processing machinery and beer pumps depend on Dunlop resources for complete linkages, cost reductions and improved efficiency.

Why not join them?

## Bespoke design service

Take advantage of our design co-operation service from initial application appraisal, through costings and prototypes to I.S.I.R approval and production supply.



## Linkage Rods

We specialise in the production of straight or bent formed rods incorporating rolled or cut right hand or left hand threads.

To provide added strength and avoid the on-cost of turning and thread-cutting, we recommend that linkage rods are quoted to be manufactured from threading rolling size mild steel material, with ends cropped and thread rolled for greater strength and economy. The rolling diameters range from 2mm up to 12mm or inch equivalents, rod lengths range from 12mm up to 3m. Threads include BA, BSF, BSW, ISO Metric, UNC & UNF.

However, quotations for cut threads are also available on request. When enquiring, please specify the overall rod length, minimum thread lengths, thread pitch and size and whether right or left hand. If required, to facilitate adjustment, please advise the position of the pressed flats or an identity/adjustment knurl, which are normally positioned near the LH thread end.

A combination of right and left hand threads on both the rod and linkage components allows precise assembly length adjustment without disconnection. Right/left hand threaded products can only be adjusted to within one thread pitch.

The standard finish is zinc plated and white/blue passivated (silver/clear) including routine Dengembrittling, where relevant, our codes F39 or F47. At time of enquiry, please confirm that this finish is acceptable to you.

## Non standard Linkage components

The flexible manufacturing techniques used in the production of linkage components featured in this catalogue, allow non-standard derivatives to be readily manufactured.

We already produce hundreds of customer specials with varying dimensions, thread forms and features and welcome your enquiries.

## Custom rod-based linkages

Purchasing complete linkages, rather than multi-sourced items, reduces part numbers, suppliers, inventory variety and eliminates stock imbalance. Product quality is guaranteed from end-to-end. To benefit from the knowledge we have gained from so many earlier application challenges, we recommend that you allow us to review your linkage design for component and cost-saving recommendations.

Linkage assemblies are built and shipped loose for final adjustment at the point of fit. Alternatively, where required, by using length-setting gauges, linkages can be supplied to pre-determined fixed centres.


## Warranty

We will replace, free of charge, any product found to have a defect in materials or workmanship. However, the company is not responsible for defects which result from unsuitable product selection and application, abuse, incorrect assembly or incorrect adjustment of its linkage products.

## Continuing improvement

The information contained in this publication is intended to assist the specifier and user in the selection and application of products and is believed to be reliable. However, it is the responsibility of the specifier and user to determine suitability for purpose, methods or apparatus and to adopt such safety precautions as may be advisable.

We operate a policy of continuing improvement and reserves the right to amend specifications, without prior notice.



“We are proud to be a European manufacturer; it is a privilege to supply our products to some of the world’s most prestigious original equipment manufacturers in the Agricultural, Automotive, Construction, Industrial and Motor Sport sectors”.



“Our distributor network is vital to the continued global growth of the DUNLOP brand and our valued distributor partners form the perfect link between manufacturer and end user”.



“Our commitment to our staff, our customers and the environment is of paramount importance to our company, we will continue to develop our organisational skills to further enhance our company’s potential, to engage in sustainable practices and anticipate the needs and expectations of our customers”.



“We love our products”.

Ray Mifsud, Managing Director.

A handwritten signature in black ink, appearing to read 'R. Mifsud'.

**#WeLoveOurProducts**







LINKAGES

DUNLOP BTL Ltd, MPT House, Brunswick Road, Cobbs Wood Industrial Estate, Ashford, Kent TN23 1EL, UK  
T: +44 (0)1233 663340 • F: +44 (0)1233 664440 • E: [sales@dunlopbt.com](mailto:sales@dunlopbt.com) • W: [www.dunlopbt.com](http://www.dunlopbt.com)

DUNLOP™ and the Flying D device™ are used under licence